

OPP Series

OPTICAL PULSE PICKER

PriTel's OPP Series of Optical Pulse Pickers are designed for selecting optical pulses from an optical pulse train.

The OPP uses a modulator that is driven by an external RF signal synchronized to the input optical pulse train. A countdown scaler in the driver circuit selects the output pulse rate and a variable delay controls the phase between the electrical and optical inputs.

The OPP produces optical pulse trains with a low insertion loss and excellent rejection of the input frequency.



Specifications

OPP

Input wavelength	1550 nm
Input pulsewidth	< 1 ns
Insertion loss	< 4 dB (for picked pulse)
Input pulse repetition rate	< 60 MHz
Input/Output fibers	PM – Key aligned to slow axis
Output pulse repetition rate	Input divided by 2^N or 10^N (fixed or adjustable)
Picking ratio	1 in 2^N or 10^N (fixed or adjustable)
Extinction ratio	> 35 dB (< 30 MHz) > 20 dB (> 30 MHz)
Electrical sync output	Yes
Gating window duration	10 ns
Maximum input power	50 mW @ 20 MHz

Environmental

Operating temperature	+15 to 30 °C
Storage temperature	-20 to 50 °C

Electrical/ Mechanical

Operating Voltage	85-264 VAC at 47-63 Hz
Power consumption	< 100 W
Dimensions (3U)	10 cm x 26 cm x 36 cm
Weight	9 kg

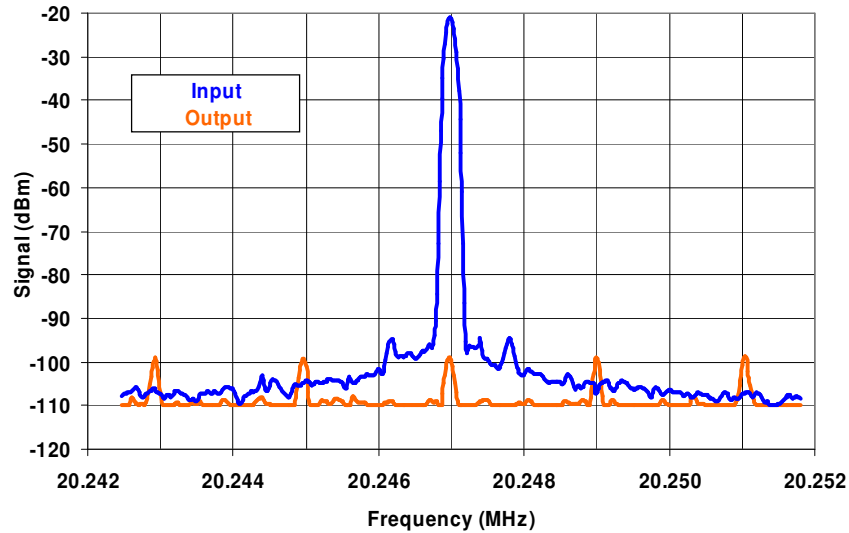


PriTel, Inc.

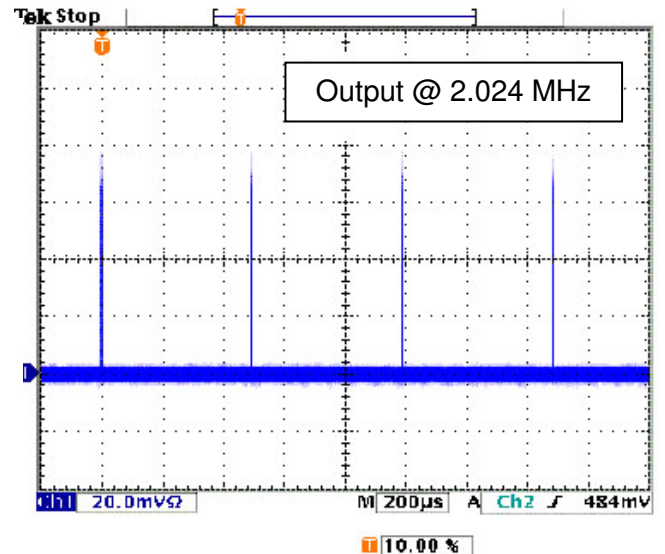
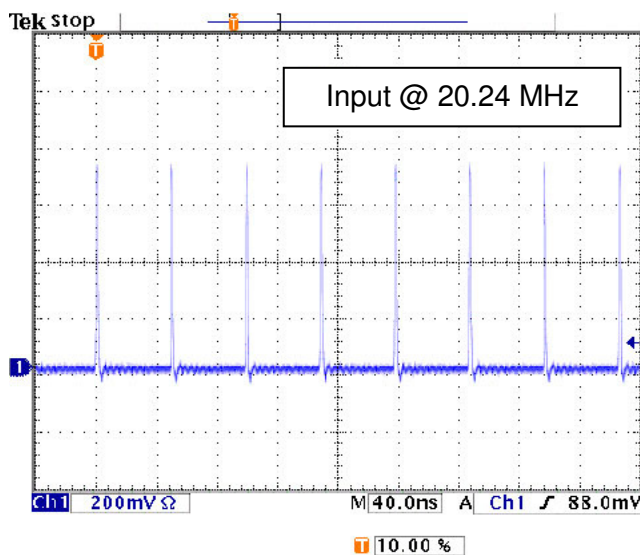
P.O. Box 4025, Naperville, IL 60567-4025, USA
Ph: 630-983-2200, Fx: 630-983-2260 (USA)
E-mail: PriTel@PriTel.com, Internet: www.PriTel.com

Typical Performance of PriTel's OPP at 20.247 MHz

RF Spectrum of Input/Output Optical Pulse



Time Domain Scope Traces of Input/Output Optical Pulse Train



PriTel, Inc.

P.O. Box 4025, Naperville, IL 60567-4025, USA
Ph: 630-983-2200, Fx: 630-983-2260 (USA)
E-mail: PriTel@PriTel.com, Internet: www.PriTel.com

Information contained herein is deemed to be reliable and accurate. PriTel, Inc. assumes no responsibility and shall have no liability relating to its use. PriTel, Inc. reserves the right to change product specifications at any time without notice.